

San Joaquin County Polling Results - Spring 2021

San Joaquin  **A+**

Dear Friends,

In February, San Joaquin A+ commissioned a survey of more than 500 residents. Our goal was to understand the impact of the COVID-19 pandemic on our local economies and education systems, and also take residents' pulse on larger, structural challenges facing our communities. The poll results are included in the attached packet. I hope you'll take some time to review the results when you are able.

As we look forward to a world beyond COVID-19, we should ask ourselves: how do residents of our Valley feel about the current state of the education system, and what would they like to see done differently?

The survey found that overwhelmingly, voters favor big change. Sixty-three (63) percent of those surveyed rated the ability of local schools to prepare young people for starting a career and family in San Joaquin County negatively, and a clear majority (53%) said their local schools need "a lot of change". Residents are also skeptical of the value of a four-year college education, with many believing that the high-cost of college will create more problems than benefits in the long run.

While these results may seem daunting, we believe this is also a moment where big change is possible. The American Rescue Act presents a once in a generation opportunity for schools in the San Joaquin Valley. Any day now, \$500 million in federal dollars will begin to arrive in the accounts of Stockton area school districts - funding that can be used not only to recover from the pandemic, but to reimagine education in our Valley for years to come. Our elected leaders, civic leaders, and educators must rise to the challenge to make sure we capitalize on this moment.

In the coming weeks and months, San Joaquin A+ will be working to convene stakeholders across communities and industries with the goal of providing school districts and elected leaders with as much input as possible. I hope you will join us in this effort.

Thanks very much for your advocacy and support.

Sincerely,

Don Shalvey
CEO, San Joaquin A+

Survey of San Joaquin Voters

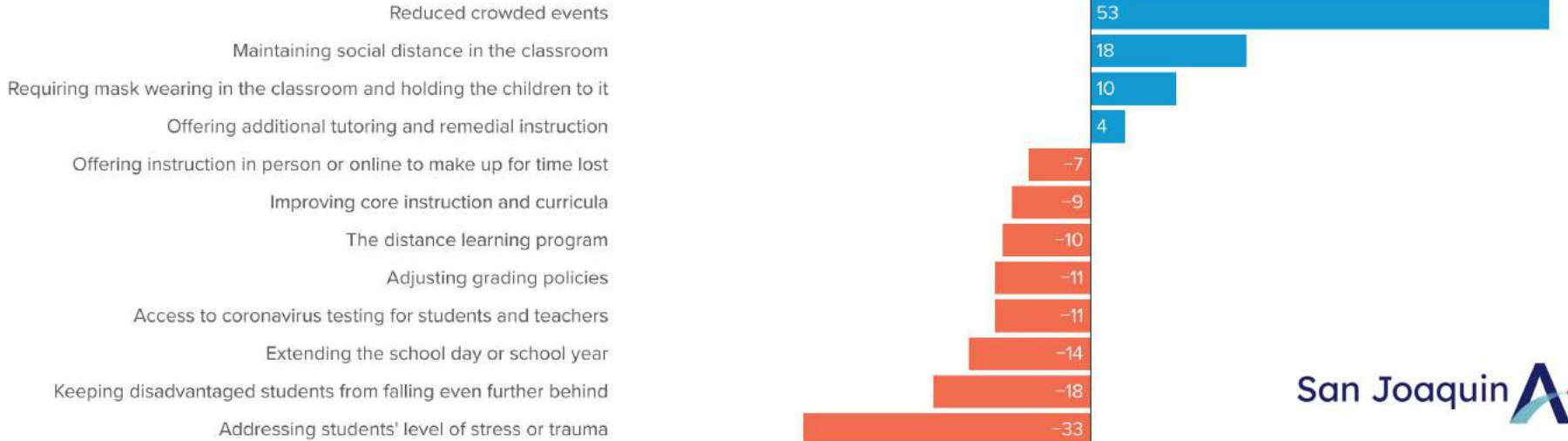
In partnership with Change Research, we surveyed 535 voters in San Joaquin County to get their perspective on the COVID-19 pandemic, education, economic opportunity, and overall satisfaction with life in the Valley.

Polling was conducted online from February 2-4, 2021. Using its Dynamic Online Sampling process to attain a sample reflective of the electorate in each region, Change Research polled 535 voters in San Joaquin County, California. Post-stratification weights were made on age, gender, ethnicity, education, 2020 presidential vote, and zip to reflect the distribution of voters within the county. Polling was conducted in English and Spanish.



Survey of San Joaquin Voters

- **Parents are deeply concerned about the impact remote learning has had on their children.** Overall, more than two-thirds (70%) say they are concerned at least some about their children falling behind because of remote learning. This includes 79% of white parents and 64% of Hispanic parents.
- **Parents have nuanced views in the way their child's school is handling the pandemic.** They give high marks on some areas, but are dissatisfied with most aspects of their school's pandemic response.

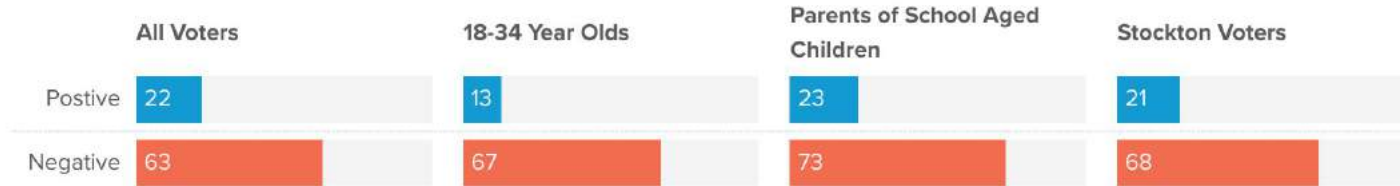


Survey of San Joaquin Voters

Nearly two-thirds (63%) rate the ability of local schools to prepare young people for starting a career and family in San Joaquin County negatively. Just a fifth (22%) say they are doing an excellent or good job. Young voters (13% positive-67% negative), parents of school-age children (23% positive-73% negative), and voters in Stockton (21% positive-68% negative) stand out with their particularly pessimistic views.

Rating of Local Schools to Prepare Young People for Starting a Career and Family in San Joaquin County

CHANGE RESEARCH™

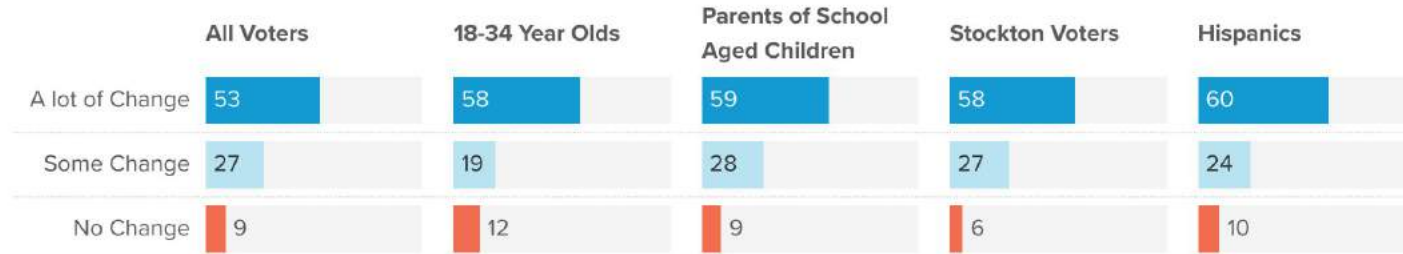


Survey of San Joaquin Voters

Voters in San Joaquin County hunger for big change. Overall, four-fifths (80%) of voters say that schools in the county need change. A majority (53%) believe they need “a lot of change.” This includes 59% of parents of school-aged children, 58% of those in Stockton, and 60% of Hispanics.

Amount of Change Public Schools in Your District Need

CHANGE RESEARCH™

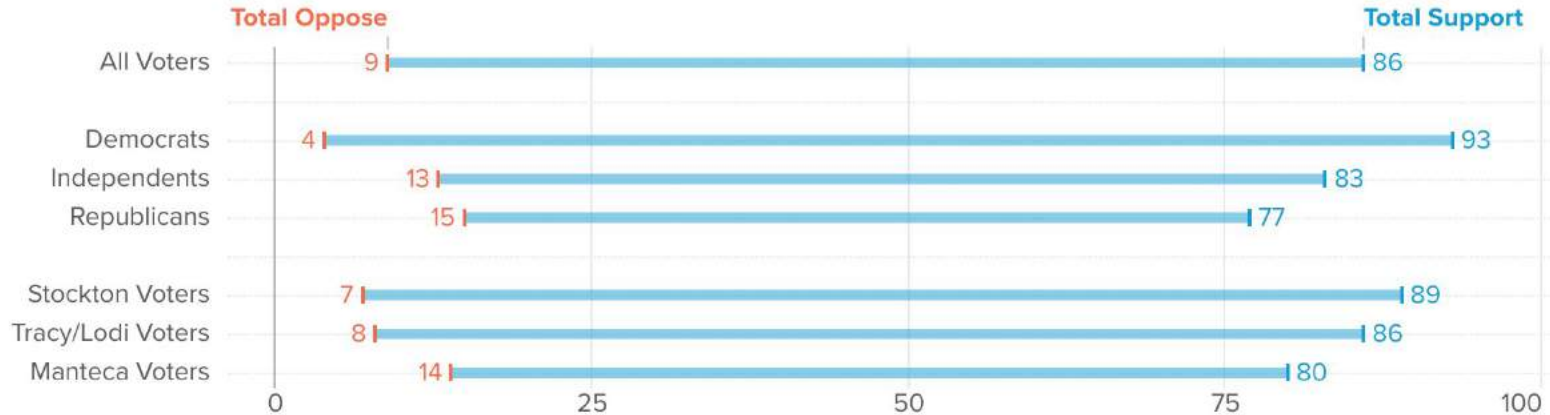


Survey of San Joaquin Voters

Strong support exists for the development of the concept of Early College High Schools. Described as “programs in San Joaquin County that provide free college credits and career focused pathways that put young people on a path to graduate high school with an Associate’s degree, paid meaningful internships, ready for jobs or for further college education,” most (86%) support developing these schools, including 56% who strongly support them. Just 9% oppose them.

Support for Early College High Schools

CHANGE RESEARCH™

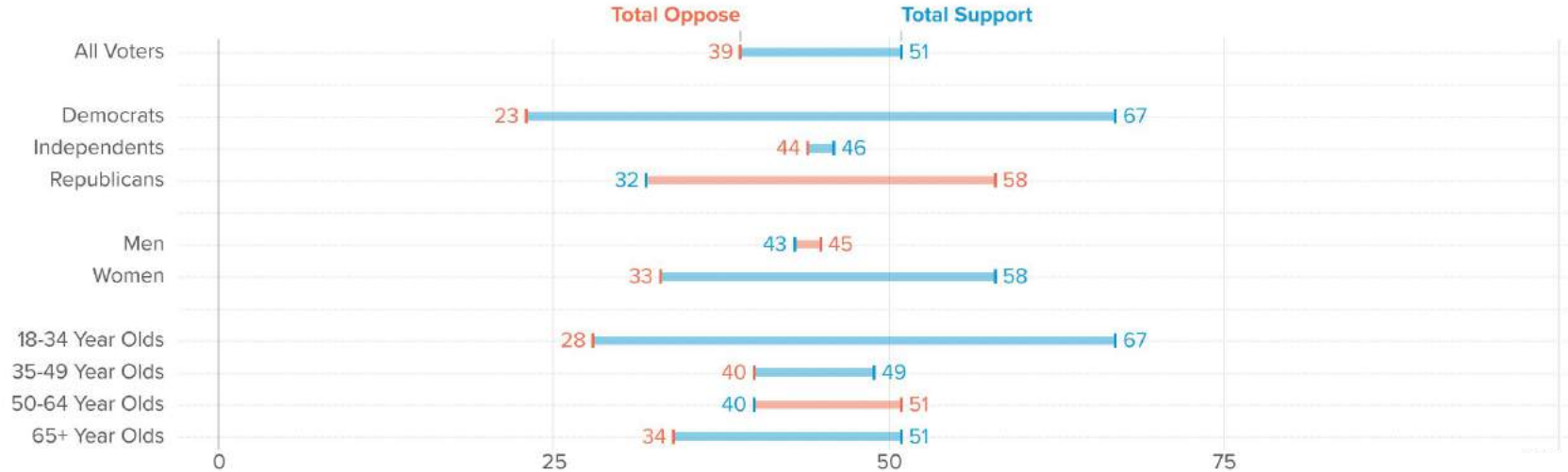


Survey of San Joaquin Voters

A majority (51%) of voters support providing parents with small grants to start College Savings Accounts for their kids, which would allow families to start saving for college when their children are at an early age.

Support for College Savings Accounts

CHANGE RESEARCH™





Appendix: Full Poll Results

San Joaquin County Survey

535 Voters, February 2-4, 2021

D1. What is your gender?

46% Male
54 Female

D2. In what year were you born?

27% 18 to 34
23 35 to 49
26 50 to 64
23 65 or older

D3. What city or town do you live in?

42% Stockton
18 Tracy
13 Manteca
11 Lodi
3 Ripon
3 Escalon
2 Lathrop
1 Morada
1 Lincoln Village
1 North Woodbridge
1 Linden
1 French Camp

D4. What is your race or ethnicity?

50% White / Caucasian
34 Hispanic or Latino/a
9 Asian / Pacific Islander
4 Other
2 Black or African American
1 American Indian or Alaska Native

Polling was conducted online from February 2-4, 2021. Using its Dynamic Online Sampling process to attain a sample reflective of the electorate in each region, Change Research polled 535 voters in San Joaquin County, California. Post-stratification weights were made on age, gender, ethnicity, education, 2020 presidential vote, and zip to reflect the distribution of voters within the county. Polling was conducted in English and Spanish.

D5. What is the highest level of education you have completed?

- 15% High school diploma or less
- 35 Some college, but no degree
- 15 Associate's degree, or two-year college degree
- 20 Bachelor's degree, or four-year college degree
- 15 Graduate degree

D6. Are you registered to vote in San Joaquin County California?

- 100% Yes
- 0 No

D7. Generally speaking, do you think of yourself as a:

- 32% Strong Democrat
- 13 Weak Democrat
- 7 Ind Democrats
- 10 Independents
- 6 Ind Republicans
- 8 Weak Republican
- 24 Strong Republican

- 45% Democrat**
- 33 Republican**
- 23 Independent/Other**

- 51% *Strong + Weak + Indep Dems***
- 10 *Independents***
- 39 *Strong + Weak + Indep Repubs***

Q1. How satisfied are you with the quality of life in San Joaquin County?

- 5% Very satisfied
- 42 Somewhat satisfied
- 28 Somewhat dissatisfied
- 23 Very dissatisfied
- 2 Not sure

- 48% Total Satisfied**
- 51 Total Dissatisfied**

Q2. In the last 5 years, do you think the quality of life in San Joaquin County is:

- 8% Getting better
- 66 Getting worse
- 19 Staying the same
- 7 Not sure

Q3. Thinking about the impact of the coronavirus, do you think:

- 29% Things are starting to get better
- 38 Things are getting worse
- 33 Not sure

Q4. Overall, do you approve or disapprove of the job the San Joaquin County government has done handling the coronavirus and keeping people safe?

- 8% Strongly approve
- 28 Somewhat approve
- 29 Somewhat disapprove
- 26 Strongly disapprove
- 9 Not sure

36% Total Approve
55 Total Disapprove

Q5. And do you approve or disapprove of the job the San Joaquin County government has done so far in distributing the coronavirus vaccine?

- 5% Strongly approve
- 16 Somewhat approve
- 23 Somewhat disapprove
- 28 Strongly disapprove
- 28 Not sure

21% Total Approve
51 Total Disapprove

Q6. Have the following happened to you or someone in your household during the coronavirus pandemic?

	Yes, I have	Yes, someone in my household has	No
Had working hours reduced	22%	23	55
Lost a job	15%	19	66
Been unable to pay the rent or mortgage	14%	8	78

Been evicted or foreclosed upon within the last month

0%

1

99

Q7. When it becomes available to you, do you plan to receive a vaccine against coronavirus?

67% Yes

33 No

Q7a. (If no) What is the main reason that you would not agree to receive a coronavirus vaccine?

27% Want to wait to confirm it is safe

23 Don't trust vaccines generally

16 Concerns about a rushed timeline

13 Want to wait to see how effective it is

0 Too expensive/Not insured

21 Other (specified)

Q8. Thinking about the quality of education in local public schools, how much change would you say that public schools in your school district need?

53% A lot of change

27 Some change

7 A little change

3 No change at all

11 Not sure

80% Total Change

9 Total No Change

Q9. How would you rate the ability of local schools to prepare young people for starting a career and family in San Joaquin County?

3% Excellent

19 Good

37 Not so good

26 Poor

15 Not sure

22% Total Positive

63 Total Negative

Q10. How would you rate the opportunities for high-paying jobs in San Joaquin County?

- 1% Excellent
- 10 Good
- 46 Not so good
- 35 Poor
- 7 Not sure

11% Total Positive

81 Total Negative

Q11. What sectors do you see as good opportunities for jobs in San Joaquin County right now?

Choose all that apply.

- 59% Healthcare
- 46 Construction
- 40 Agriculture
- 33 Manufacturing
- 31 Education
- 28 Transportation
- 25 Government
- 25 Retail
- 15 Hospitality
- 10 Other (specified)

Q12. How would you rate the opportunities for high-paying jobs for people without college degrees in San Joaquin County?

- 2% Excellent
- 12 Good
- 41 Not so good
- 36 Poor
- 9 Not sure

14% Total Positive

77 Total Negative

Q13. Which of the following statements comes closest to your view?

- 59% A college education is a questionable investment because of high student loans and limited job opportunities
- 34 A college education is still the best investment for people who want to get

ahead and succeed

7 Not sure

Q14. Do you support or oppose the following proposal?

Create “early college high school” programs in San Joaquin County that provide free college credits and career focused pathways that put young people on a path to graduate high school with an Associate’s degree, paid meaningful internships, ready for jobs or for further college education.

56% Strongly support
29 Somewhat support
4 Somewhat oppose
4 Strongly oppose
6 Not sure

86% Total Support

9 Total Oppose

Q15. (If support) Which of the following is the reason you most support this proposal?

37% Reducing the money spent on a college education
26 Greater career options
17 Receiving college credits
8 Paid internships
7 Industry certifications
5 Other (specified)

Q16. Here are some statements people have made in support of early college high schools. Please indicate how convincing you find each one.

	Convincing				Not Sure	Total Convincing	Total Not
	Very	Smwt	Too	At All			
Early college high schools provide Associates degrees that reduce college tuition burden and loans for young people and their families	47%	33	11	6	4	80%	16
San Joaquin County needs more good jobs, and San Joaquin County workers need more of the skills required to access these opportunities	44%	36	13	4	3	80%	17
There is a critical shortage of healthcare workers in our region. Creating a school with a career readiness component focused on the health profession, will help students acquire more credits and be better prepared to move directly into health focused majors in college programs.	42%	37	12	5	4	80%	16
Early college high schools connect students with local jobs and show businesses in our region that hiring and developing local talent is good for all of us.	42%	35	14	4	4	77%	18
The coronavirus pandemic has changed our lives and economy and we can't just go back to the way things were. We need innovation that makes us better and leads to good jobs and meaningful work for thousands of young people.	41%	29	14	13	4	70%	26
Research shows that early college high schools work. Examples in places as nearby as Fresno have shown that by connecting high schools, local colleges, and local businesses you can improve life outcomes and keep young people in their region.	37%	44	9	6	5	80%	15
There is a growing need for high-tech agriculture professionals in our region. We can create early college high schools locally to create an agricultural focused program to put high school students on a pathway to these jobs earlier in life.	32%	42	16	5	4	75%	21
San Joaquin County hires close to 800 teachers	29%	37	20	8	6	66%	28

a year. An early college high school focused on teacher preparation can help prepare great teachers that are locally grown and can become certified to teach in the county.

Q17. Do you support or oppose the following proposal?

Provide parents with small grants to start College Savings Accounts for their kids when they are young, which would allow families to start saving for college when their children are at an early age.

- 25% Strongly support
- 26 Somewhat support
- 17 Somewhat oppose
- 22 Strongly oppose
- 10 Not sure

51% Total Support
39 Total Oppose

Q18. Here are some statements people have made in support of College Savings Accounts. Please indicate how convincing you find each one.

	Convincing				Not Sure	Total Convincing	Total Not
	Very	Smwt	Too	At All			
Research shows that an investment in our children can make a long-term impact on economic mobility, social-emotional health, and educational attainment.	38%	28	13	15	7	65%	28
College is way too expensive. The government should help make college more affordable for everyone by giving them a small grant that will be invested and grow over time.	28%	23	16	27	5	52%	43
Organizations in San Joaquin County will be able to create a program that invests in all 3- and 4-year olds enrolled in early childhood programs like Head Start - helping hundreds of kids save money for college at an early age.	22%	27	20	22	9	49%	42
For a small investment of just a few hundred dollars per child in a College Savings Account, the chances of that child going to college dramatically increase.	21%	29	20	21	9	51%	41
According to the National College Attainment	19%	31	20	21	9	50%	41

Network (NCAN), students from families earning below \$50,000 but who had up to \$499 saved for college were four times more likely to attend college than other low-to-moderate income students with no college savings.

Q19. How would you rate the following in San Joaquin County:

	<u>Favorable</u>			<u>Unfavorable</u>		Never Heard of	Total Fav	Total Unfav
	Very	Smwt	Neu	Smwt	Very			
Community colleges	31%	32	18	7	3	9	63%	10
Public charter schools	16%	28	23	6	8	18	44%	15
Private schools	15%	20	31	4	6	24	35%	9
Public schools	11%	20	23	22	17	6	32%	39
Parochial schools	13%	15	28	5	4	35	27%	9

Q20. Do you have school-age children living in your home?

- 19% Yes, one child
- 16 Yes, more than one child
- 65 No

Q21. (If have children) Do any of the children in your home attend the following schools? If so, what type of schools are they?

	Public school	Private school	Charter school	Parochial School	Some	No children that age
					other type	
Early Childhood	33%	11	1	1	4	51
Elementary school	48%	5	11	3	3	30
Middle school	28%	4	5	3	2	58
High school	40%	3	6	1	1	49

Q22. (If child in school) How much do you think your child is falling behind because of remote no o?

- 43% A lot
- 27 Some
- 13 Not too much
- 17 Not at all
- 1 Not sure

70% Total Falling Behind
30 Total Not Falling Behind

Q23. (If child in school) Which of the following descriptions do you feel about your child's distance learning program during the last year? Choose all that apply

- 42% Frustrated with it
- 31 Done with it
- 30 Poorly constructed
- 30 Well put together
- 7 Excited by it
- 13 Other (specified)

Q24. (If child in school) How would you rate your children's schools at each of the following since the coronavirus pandemic began?

	Excellent	Good	Not so Good	Poor	Not sure	Does Not Apply	Total Positive	Total Negative
Reducing crowded events, such as sporting events	27%	7	4	13	9	9	63%	10
Maintaining social distance in the classroom	18%	14	6	8	9	44	32%	14
Requiring mask wearing in the classroom and holding the children to it	13%	14	8	9	9	47	27%	17
Offering additional tutoring and remedial instruction	14%	26	13	23	12	12	40%	36
Offering instruction in person or online to make up for time lost	14%	19	15	26	13	13	33%	40
Improving core instruction and curricula	11%	25	19	25	14	7	35%	44
The distance learning program	9%	32	23	28	1	6	41%	51
Access to coronavirus testing for students and teachers	9%	8	7	21	27	28	17%	28
Adjusting grading policies	6%	19	17	20	22	15	26%	37
Extending the school day or school year	19%	6	9	20	17	38	15%	29
Keeping disadvantaged	17%	14	14	26	23	13	23%	41

students from falling even further behind

Addressing students' level of

stress or trauma

20%

15

29

28

12

8

23%

56

Q25. How long have you lived in San Joaquin County?

- 1% Less than a year
- 7 1 to 4 years
- 14 5 to 10 years
- 15 10 to 20 years
- 62 More than 20 years

Q26. How do you get most of your news about national and local issues? Please select all that apply.

- 52% Local television
- 49 National network television, such as ABC, NBC, or CBS, Univision, or Telemundo
- 49 Facebook
- 43 National cable television, such as Fox News, MSNBC, or CNN
- 30 Local newspapers, such as the Stockton Record
- 29 Local blogs or websites, such as the 209times.com
- 22 Local radio stations
- 19 National Public Radio
- 18 National newspapers, such as the New York Times or Wall Street Journal
- 16 Regional newspapers, such as the Sacramento Bee or San Francisco Chronicle
- 11 Instagram
- 10 Twitter
- 17 Other (specified)

Q27. In the election for President last November, who did you vote for?

- 56% Joe Biden, the Democrat
- 42 Donald Trump, the Republican
- 1 Jo Jorgensen, the Libertarian
- 1 Did not vote
- 0 Not registered/Too young/Ineligible

Q28. And finally, what is your total household income from all sources. If you are not comfortable with this question, just click 'prefer not to say'

8%	Less than \$25,000
17	\$25,001 to \$50,000
15	\$50,001 to \$75,000
9	\$75,001 to \$100,000
16	\$100,001 to \$150,000
11	\$150,001 to \$250,000
3	More than \$250,000
21	Prefer not to say